

Supplementary materials

Table S1. Seasonal variation in morphology.

	<i>df</i>	Sex		Season		SVL		SVL*Season		Sex*Season	
		<i>F</i>	<i>P</i>	<i>F</i>	<i>P</i>	<i>F</i>	<i>P</i>	<i>F</i>	<i>P</i>	<i>F</i>	<i>P</i>
Jaw Length	5,41	2.71	0.11	0.22	0.63	4.01	0.055	0.44	0.64	2.98	0.09
Jaw Width	5,41	0.17	0.67	0.08	0.78	0.05	0.81	2.03	0.14	0.09	0.76
Tail length	5,41	0.01	0.90	0.85	0.36	2.42	0.13	1.38	0.26	0.07	0.79
Humerus	5,41	1.30	0.26	0.27	0.60	1.55	0.22	0.53	0.59	5.96	0.02*
Antebrachium	5,41	3.05	0.09	2.40	0.13	6.43	0.016*	2.19	0.12	0.0004	0.98
Metacarpal	5,41	1.31	0.26	0.43	0.51	0.64	0.42	0.12	0.87	1.18	0.28
Phalange	5,41	0.15	0.69	0.34	0.56	8.48	0.006*	2.63	0.08	0.13	0.71
Femur	5,41	0.47	0.49	0.01	0.90	4.79	0.03*	1.56	0.22	1.61	0.21
Shank	5,41	0.19	0.66	0.57	0.45	7.25	0.01*	1.08	0.35	0.12	0.72
Metatarsus	5,41	0.22	0.64	5.83	0.02*	5.32	0.02*	0.2.23	0.12	0.14	0.70
Tarsus phalange	5,41	0.48	0.49	1.55	0.22	5.32	0.02*	2.22	0.12	1.65	0.20

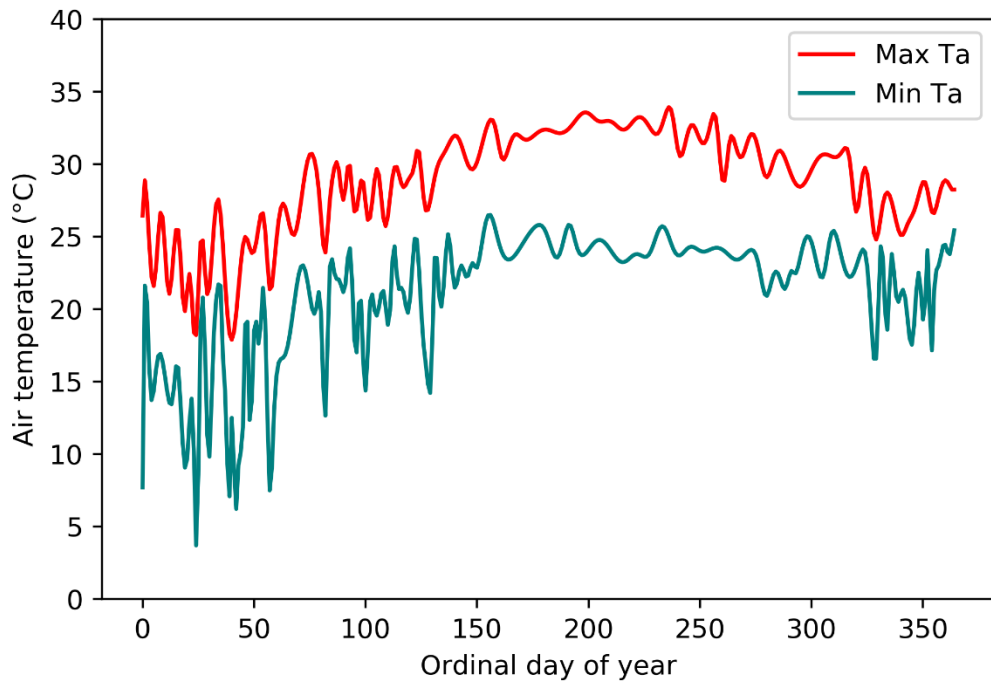


Figure S1. Annual minimum and maximum air temperatures interpolated from available weather station data for West Palm Beach, FL in July 1, 2015 through June 30, 2016 (NOAA, National Centers for Environmental Information, 2019). Weather station data were fit to a nonlinear spline function ($k = 4$) to generate predicted minimum and maximum air temperature data.

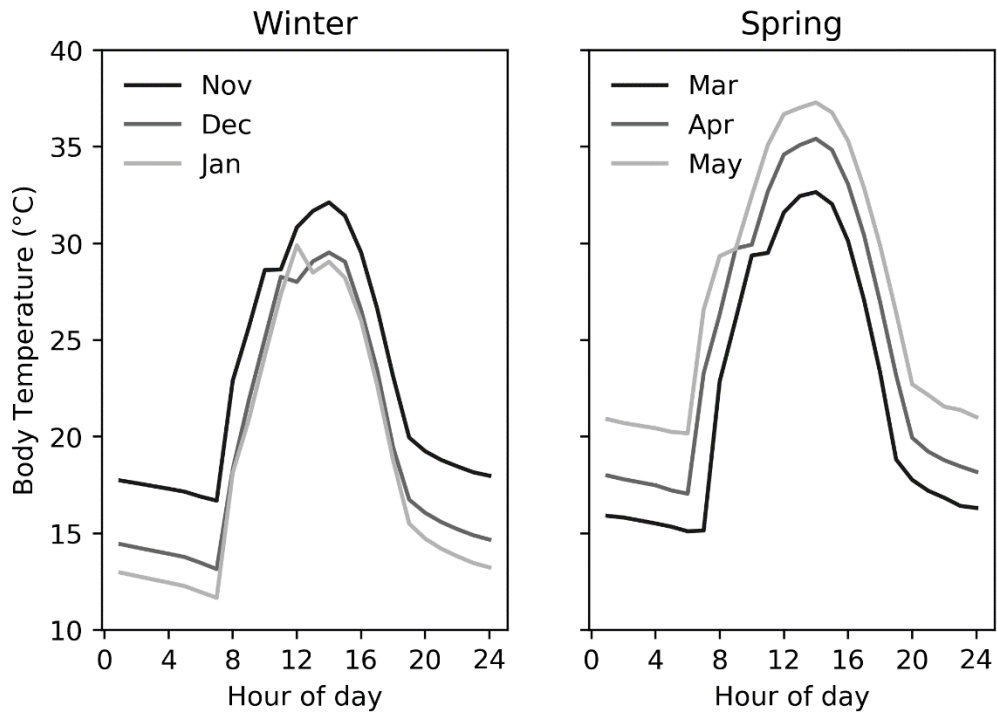


Figure S2. Estimated lizard body temperatures generated using NicheMapR ver. 2.0.0 (Kearney and Porter, 2020). Body temperatures were predicted for the middle day of each month in the winter and spring for lizards in West Palm Beach, FL.

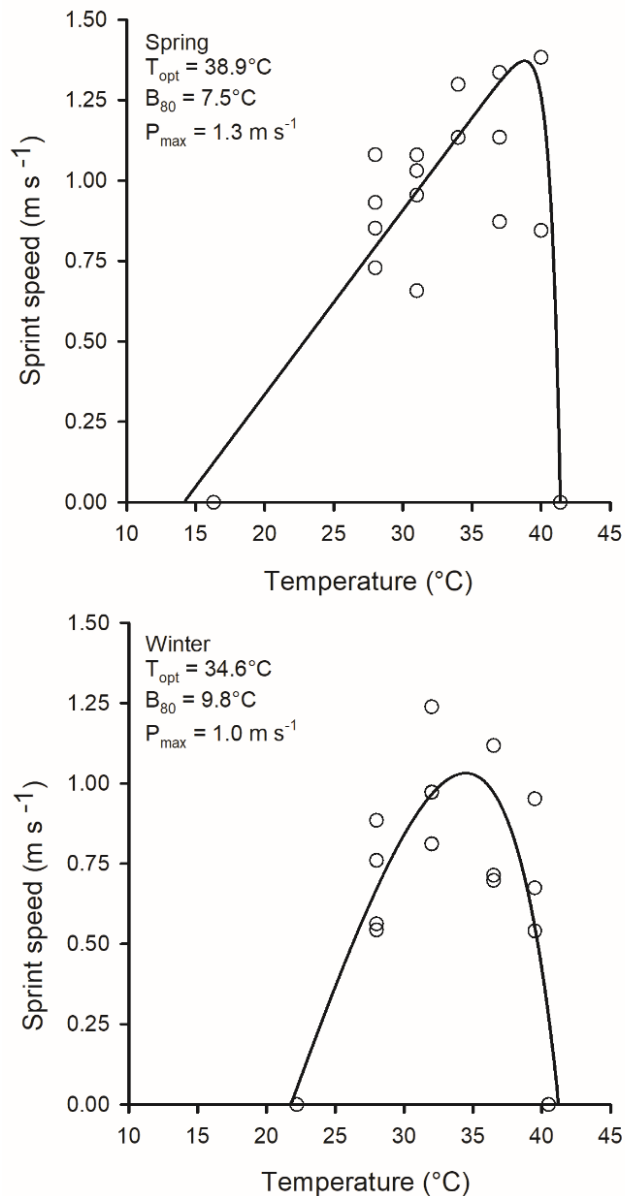


Figure S3. Thermal performance curves for two representative *Leiocephalus carinatus* lizards sampled during the spring (top) and winter (bottom) seasons. The selected curves illustrate seasonal variation in thermal performance curve shape. Both individual's thermal optima (T_{opt}), performance breadth (B_{80}), and maximum performance (P_{max}) are shown.

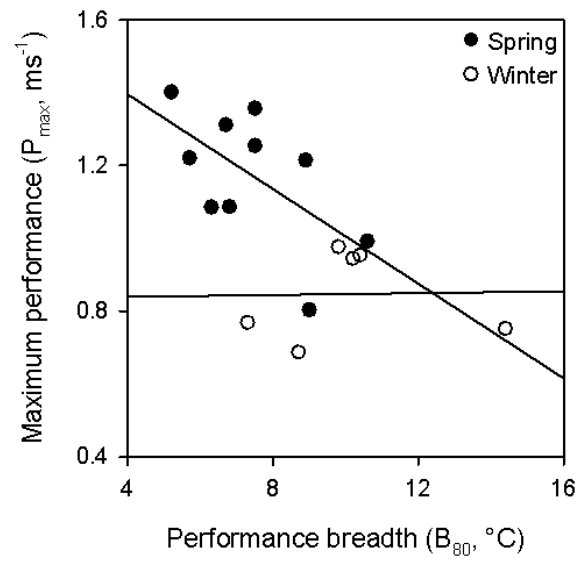


Figure S4. Maximum performance shown as a function of performance breadth suggests that a tradeoff may exist between high maximal performance and performance breadth in the spring.